

**WEEKLY OUTLOOK FTFBM KLSE,
MARKET STATISTICS**





WEEKLY OULOOK FBM KLSE



The benchmark FTSE Bursa Malaysia KLCI (FBM KLCI) GAINED +9.090 points ended 0.006% to after 1584.930 Hovering throughout the day.



TOP 5 VALUE TRADED

Counter Name	Open	Range	Change
KGROUP	0.065	+0.01	460,419
DNEX-WD	0.355	+0.05	328,716
AT	0.165	+0.025	320,558
NEXGRAM	0.055	+0.015	189,408
MESTRON	0.265	+0.03	176,477


























TOP 5 GAINERS

Counter Name	Open	Range	Change
HEIM	24.24	+0.74	267
CARLSBG	23.80	+0.42	221
XIANLNG	1.66	+0.35	8,808
HSI-CFW	1.03	+0.35	3
PEB	1.49	+0.34	649

TOP 5 LOSERS

Counter Name	Open	Range	Change
TASCO	4.50	-0.65	4,860
VITROX	17.20	-0.60	37
MPI	37.98	-0.42	163
NESTLE	135.10	-0.40	8
MI	4.65	-0.33	4,103

ECONOMIC CALENDAR

TIME	EVENT	IMPACT	ACTUAL	DEV ¹	CONSENSUS	PREVIOUS	
MONDAY, FEBRUARY 22							
N/A	 CNY PBoC Interest Rate Decision	■				3.85 %	
N/A	 GBP UK Prime Minister Boris Johnson speech	■			SPEECH		
13:45	 EUR ECB's President Lagarde speech	■			SPEECH		
21:45	 NZD Retail Sales (QoQ)(Q4)	■			26.7 %	28 %	
TUESDAY, FEBRUARY 23							
07:00	 GBP Claimant Count Change(Jan)	■			35 K	7 K	
07:00	 GBP ILO Unemployment Rate (3M)(Dec)	■			5.1 %	5 %	
17:30	 CAD BoC's Governor Macklem speech	■			SPEECH		
WEDNESDAY, FEBRUARY 24							
01:00	 NZD RBNZ Rate Statement	■			REPORT		
01:00	 NZD RBNZ Interest Rate Decision	■			0.25 %	0.25 %	
01:00	 NZD Monetary Policy Statement	■			REPORT		
02:00	 NZD RBNZ Press Conference	■			SPEECH		
15:00	 USD Fed's Chair Powell testifies	■			SPEECH		
THURSDAY, FEBRUARY 25							
13:30	 USD Durable Goods Orders(Jan)	■			1.1 %	0.5 % ¹	
13:30	 USD Nondefense Capital Goods Orders ex Aircraft(Jan)	■			0.7 % ¹		
13:30	 USD Gross Domestic Product Annualized(Q4) PREL	■			4.1 %	4 %	
FRIDAY, FEBRUARY 26							
08:00	 CHF Gross Domestic Product s.a. (QoQ)(Q4)	■			0.1 %	7.2 %	



RECOMMENDATION

Date	Stocks	Strategy	Entry level	Target	Stop loss
19/02/2021	KGROUP	BUY	0.065	0.072	0.055
19/02/2021	AT	BUY	0.360	0.396	0.306
19/02/2021	MESTRON	BUY	0.265	0.292	0.225
19/02/2021	DOLPHIN	BUY	0.120	0.132	0.102



PERFORMANCE OF PREVIOUS WEEK

Date	Stocks	Strategy	Entry level	Target	Stop loss	Position
11/02/2021	DNEX[S]	BUY	0.445	0.489	0.378	TARGET ACHIEVED
11/02/2021	SAPNRG[S]	BUY	0.135	0.148	0.114	TARGET ACHIEVED
11/02/2021	LUSTER[S]	BUY	0.225	0.247	0.191	TARGET ACHIEVED
11/02/2021	ESCREAM	BUY	0.720	0.712	0.612	TARGET ACHIEVED

DISCLAIMER

The information and views in this report, our website & all the service we provide are believed to be reliable, but we do not accept any responsibility (or liability) for errors of fact or opinion. Users have the right to choose the product/s that suits them the most. Sincere efforts have been made to present the right investment perspective. The information contained herein is based on analysis and up on sources that we consider reliable. This material is for personal information and based upon it & takes no responsibility

The information given herein should be treated as only factor, while making investment decision. The report does not provide individually tailor-made investment advice. venza research recommends that investors independently evaluate particular investments and strategies, and encourages investors to seek the advice of a financial adviser. venza research shall not be responsible for any transaction conducted based on the information given in this report, which is in violation of rules and regulations .

The share price projections shown are not necessarily indicative of future price performance. The information herein, together with all estimates and forecasts, can change without notice. Analyst or any person related to venza research might be holding positions in the stocks recommended. It is understood that anyone who is browsing through the site has done so at his free will and does not read any views expressed as a recommendation for which either the site or its owners or anyone can be held responsible for . Any surfing and reading of the information is the acceptance of this disclaimer. All Rights Reserved. Investment in equity & bullion market has its own risks.



Head Office – Singapore

Address: 1, ONE Raffles Place, #44-01A, Singapore 048616

Malaysia

+60-3502-19047

info@venza.my